

STUDENT SATISFACTION SURVEY 2021-22

36 responses

[Publish analytics](#)



A). Name of the Student:-

36 responses

Gulve mayuri sudhir

Kasbe Sujit Dipk

Gidde vaibhav Dnyaneshwar

Raut Balaji Tanaji

Hingmire ambika siddheshwar

More Suraj Nanasaheb

Somase gouri bhimrao

Bhosale Mayuri Mukund

Jagdale vaibhav ganesh

Shinde Pradip Rajesh

Shinde Gopal rajendr

Anavate Rajendra Haridas

Deshmukh Sonali Anil

Ohol Aswini Jotiba

Ligade Anjana eknath

Patile Komal Malhari

Galande Resma Sanadhan

Patil Shivani uttam

Wagaj Dattatray Balasaheb

Shelke vaishnavi Anil



Hage shraddha Vitthal

Jadhav Sandeep Mahadev

Shinde dhanashri Hanumant

Gaikwad Abhishek Suresh

Pawar Ashutosh Mahadeo

Mulani Alisha akbar

Shendage Dhanrashi Rajaram

Kolekar parikshit hanumant

Babar Satish Ankush

Kale Ravindr lakshman

Chavan Prajakta Prakash

Surve Amar shrikant

Engale vaibhav ganesh

Surve Vaishnavi Prabhakar

Magar rupali padurang

Gaikwad Saudagar Waman



B. Age & Date of birth :-

36 responses

Dec 95	12	
Mar 97	21	
Apr 98	1	
Oct 99	17	
Oct 1991	11	
Mar 1997	5	
Nov 1999	28	
Dec 1999	27	
Jan 2000	31	
Feb 2000	5	
Jul 2000	11	
Aug 2000	16	
Sep 2000	2	
Jan 2001	2	7
Feb 2001	14	18
Mar 2001	22	28
Apr 2001	19	24
May 2001	4	22
Jun 2001	1	11
Jul 2001	16	23
Aug 2001	9	
Sep 2001	29	
Oct 2001	30	
Nov 2001	5	

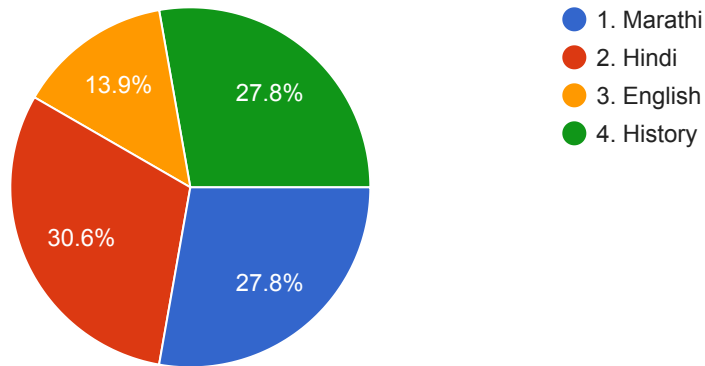


Dec 2001	11
Jan 2002	2
Feb 2002	12
Jun 2002	3
Feb 2023	16

C. Nme of the Department

 Copy

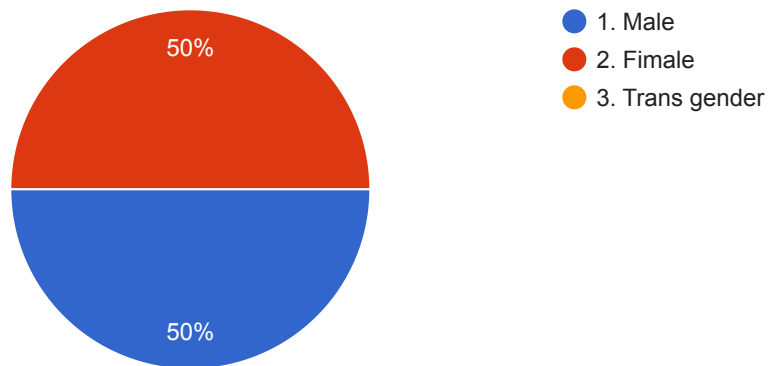
36 responses



D. Gender

 Copy

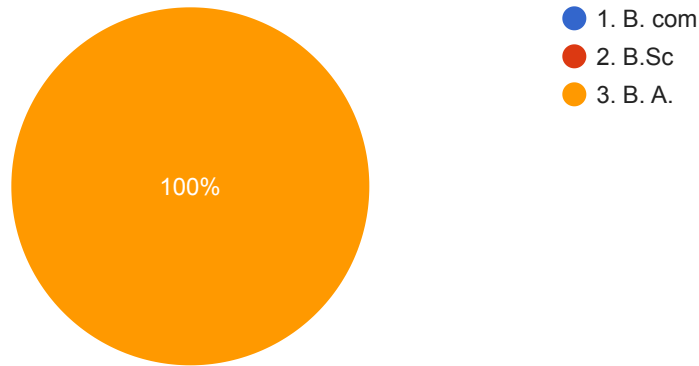
36 responses



E. What degree program are you pursuing now



36 responses



CRITERION II

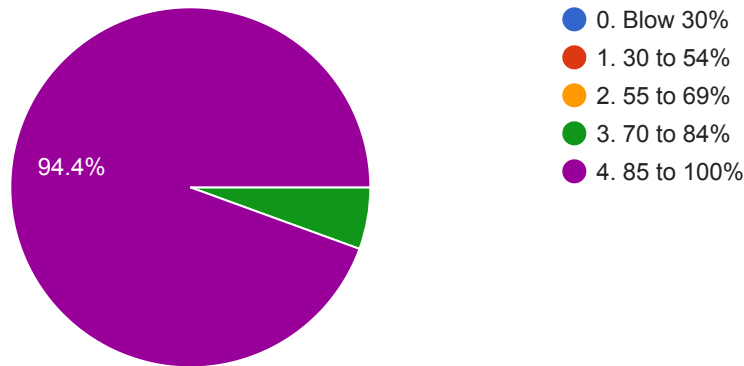


Teaching - Learning and Evolution

Student satisfaction survey on teaching learning process.

1. How much of the syllabus was covered in the class?

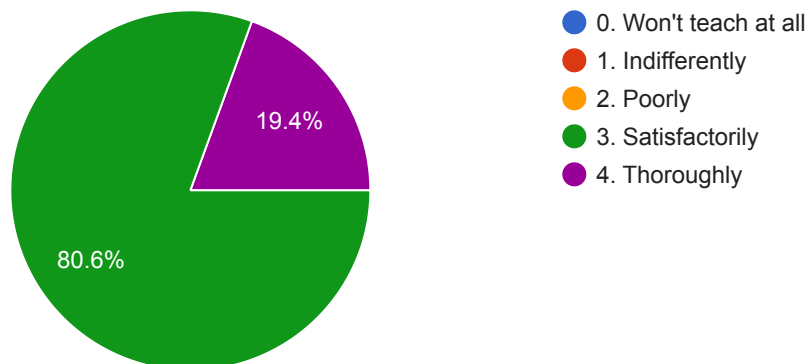
36 responses



2. How will did the teachers prepare for the classes?



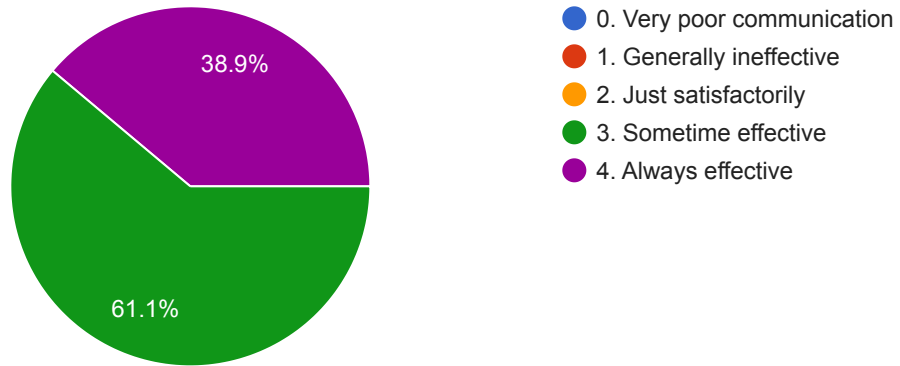
36 responses



3. How will were the teachers able to communication?



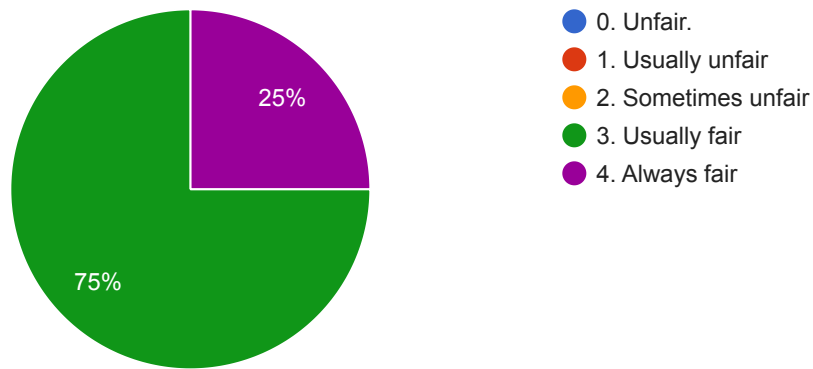
36 responses



4. Fairness of the internal Evolution by the teachers.



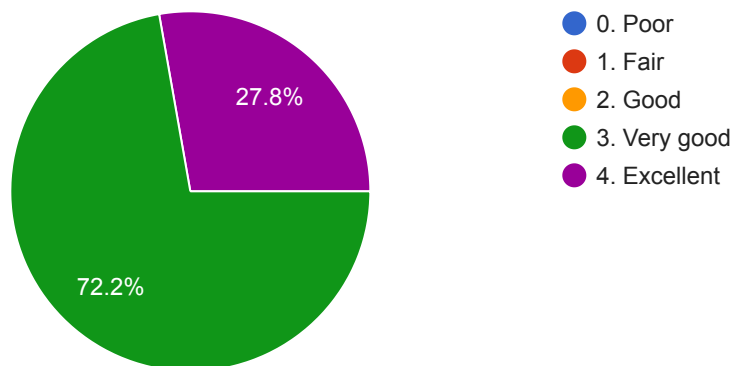
36 responses



5. The teachers approach to teaching can best be described as.



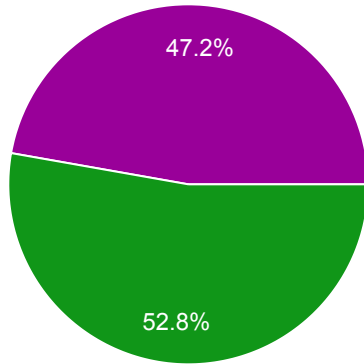
36 responses



6. Was your Performance in assignments discussed with you?



36 responses

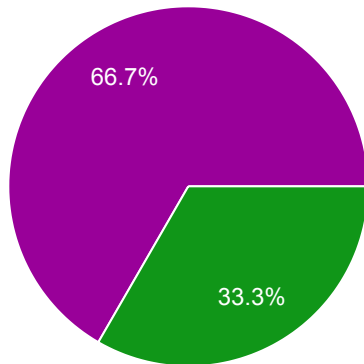


- 0. Never
- 1. Rarely
- 2. Occasionally/ Sometimes
- 3. Usually
- 4. Everytime

7. The institute takes active interest in **Promoting intership, student exchange, Field visit opportunities** for student's.



36 responses

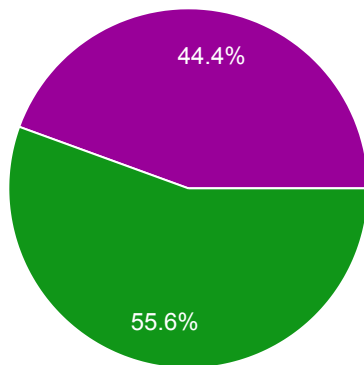


- 0. Never
- 1. Rarely
- 2. Sometimes
- 3. Often
- 4. Regularly

8. The teaching and mentoring process in your Institution facilitates you in cognitive, social and emotional growth.



36 responses



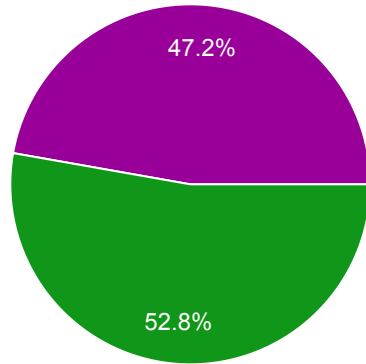
- 0. Not at all
- 1. Marginally
- 2. Moderately
- 3. Very well
- 4. Significantly



9. Th Institution provide multiple Opportunities to learn and grow.



36 responses

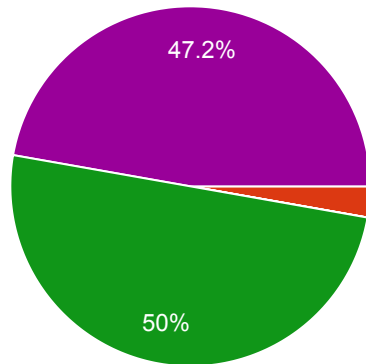


- 0. Strongly disagree
- 1. Disagree
- 2. Neutral
- 3. Agree
- 4. Strongly agree.

10. Teachers inform you about your expected competencies, course outcome and programme outcomes.



36 responses

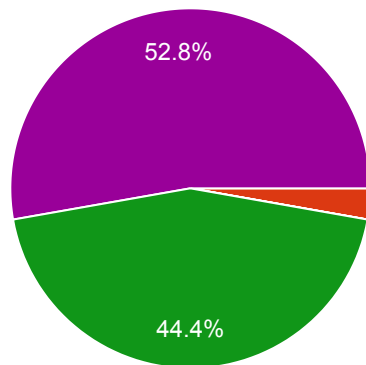


- 0. Never
- 1. Rarely
- 2. Occasionally / Sometimes
- 3. Usually
- 4. Everytime

11. Your mentor dose a necessary follow - up with an assigned task to you.



36 responses



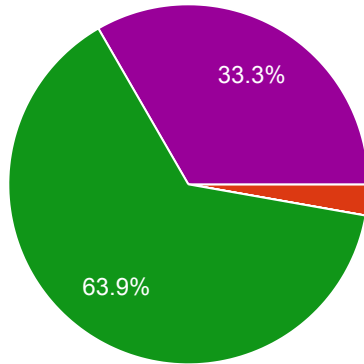
- 0. I don't have a mentor
- 1. Rarely
- 2. Occasionally / Sometimes
- 3. Usually
- 4. Every time.



12. The teachers illustrate the concept through examples and applications.



36 responses

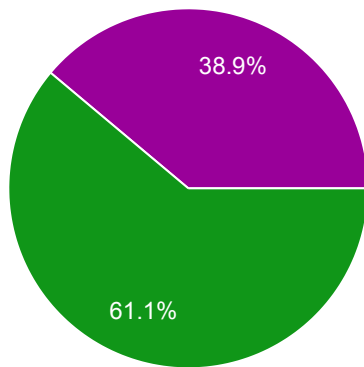


- 0. Never
- 1. Rarely
- 2. Occasionally / Sometimes
- 3. Usually
- 4. Every time

13. The teachers identify your strengths and encourage you with providing right level of challenges.



36 responses

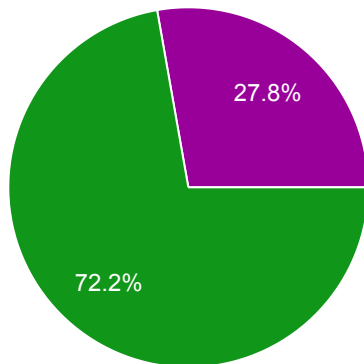


- 0. Unable to.
- 1. Slightly
- 2. Partially
- 3. Reasonable
- 4. Fully

14. Teachers are able to identify your weaknesses and help you to overcome them.



36 responses



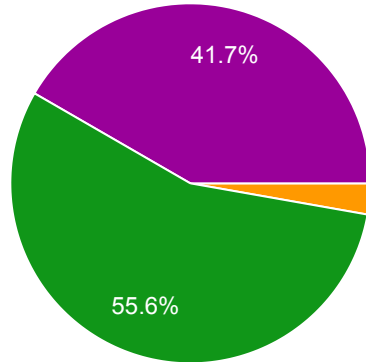
- 0. Never
- 1. Rarely
- 2. Occasionally / Sometimes
- 3. Usually
- 4. Every time.



15. The institution makes effort to engage students in the monitoring, review and continuous quality improvement of the teaching - Learning process.



36 responses

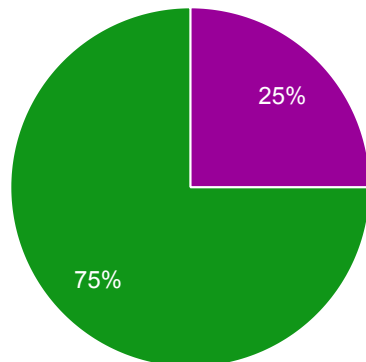


- 0. Strongly disagree
- 1. Disagree
- 2. Neutral
- 3. Agree
- 4. Strongly agree.

16. The institute / teachers use student centric methods, such as experimental learning, participative learning and problem solving methodologies for enhancing learning experiences.



36 responses

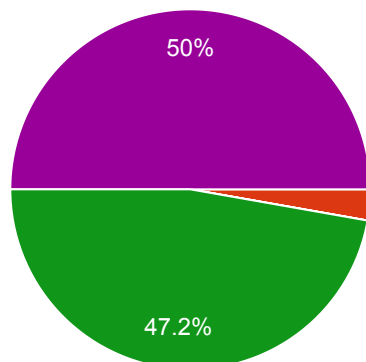


- 0. Not at all.
- 1. Very little.
- 2. Some what.
- 3. Moderate.
- 4. To a great extent.


17. Teachers encourage you to participate in extracurricular activities.



36 responses



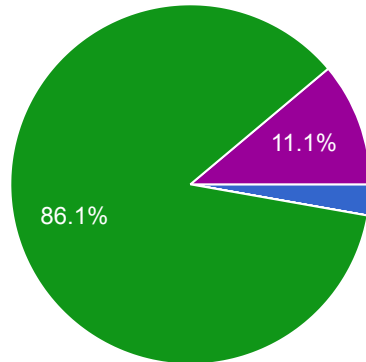
- 0. Strongly disagree.
- 1. Disagree.
- 2. Neutral
- 3. Agree
- 4. Strongly agree



18. Efforts are made by the institute/ teachers soft skills , Life skills and employability skills to make you ready for the world to work.



36 responses

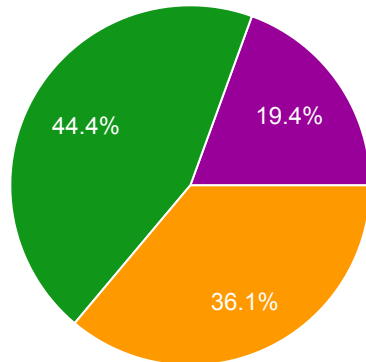


- 0. Not at all.
- 1. Very little
- 2. Some what
- 3. Moderate
- 4. To a great extent.

19. What percentage of teachers use **ICT tools such as LCD projector, multimedia ect.**while teaching.



36 responses

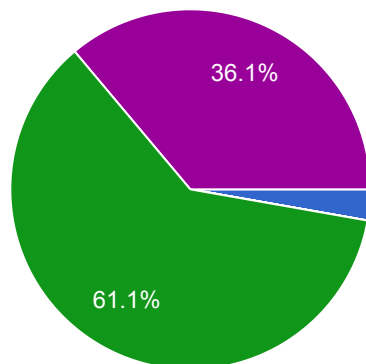


- 0. Below 29%
- 1. 30 to 49%
- 2. 50 to 69 %
- 3. 70 to 89 %
- 4. Above 90 %


20. The overall quality of teaching - learning process in your institute is very good.



36 responses



- 0. Strongly disagree
- 1. Disagree
- 2. Neutral
- 3. Agree
- 4. Strongly agree



Give your observation / suggestions to improve the overall teaching - learning experience in your institution

36 responses

Very good

Very good

Raut Balaji Tanaji

Very good vaishnavi

Mulani Alisha akbar

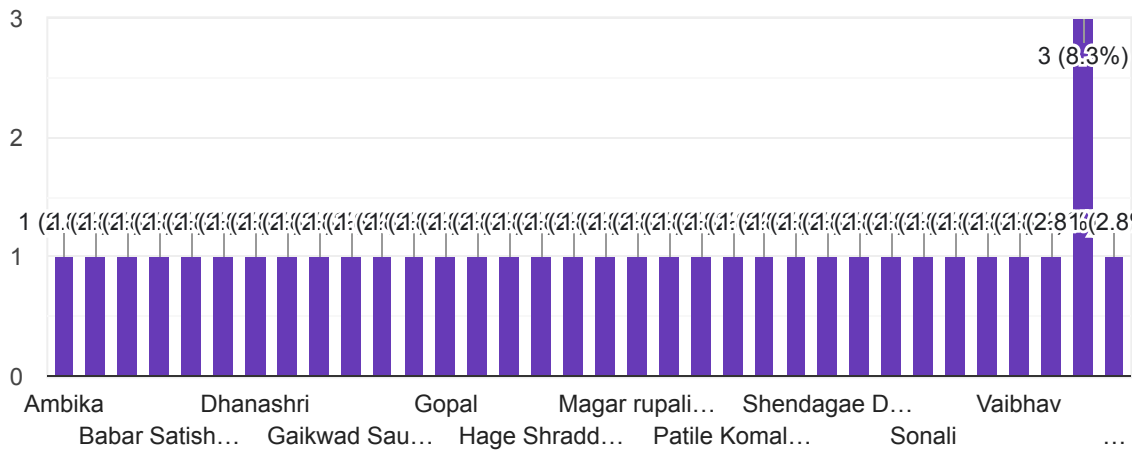
Kolekar parikshit hanumant

Improve ICT Tools

Name of the student and signature :-



36 responses



This content is neither created nor endorsed by Google. [Report Abuse](#) - [Terms of Service](#) - [Privacy Policy](#)



